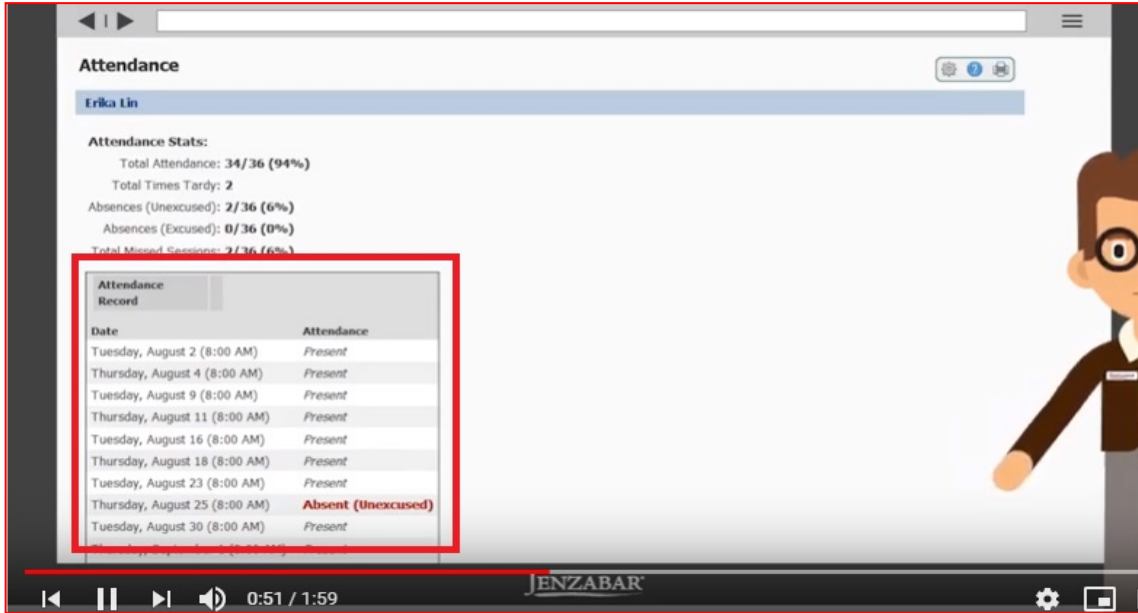


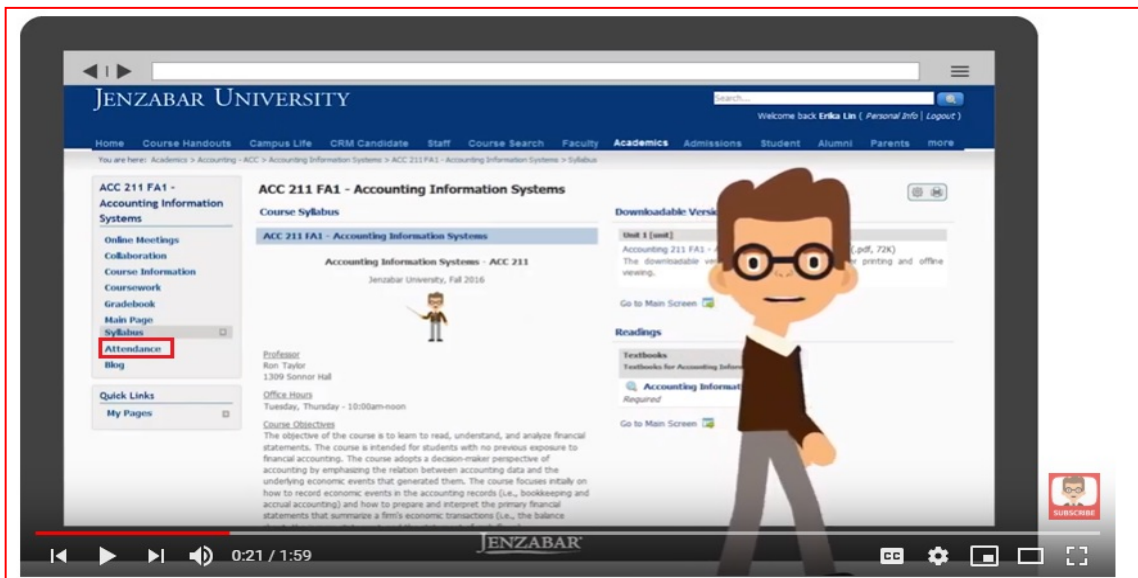
MyCC: Attendance Record

We can view any absences that were recorded as well as the amount of times we were tardy. Also be able to easily see the class sessions you have remaining.



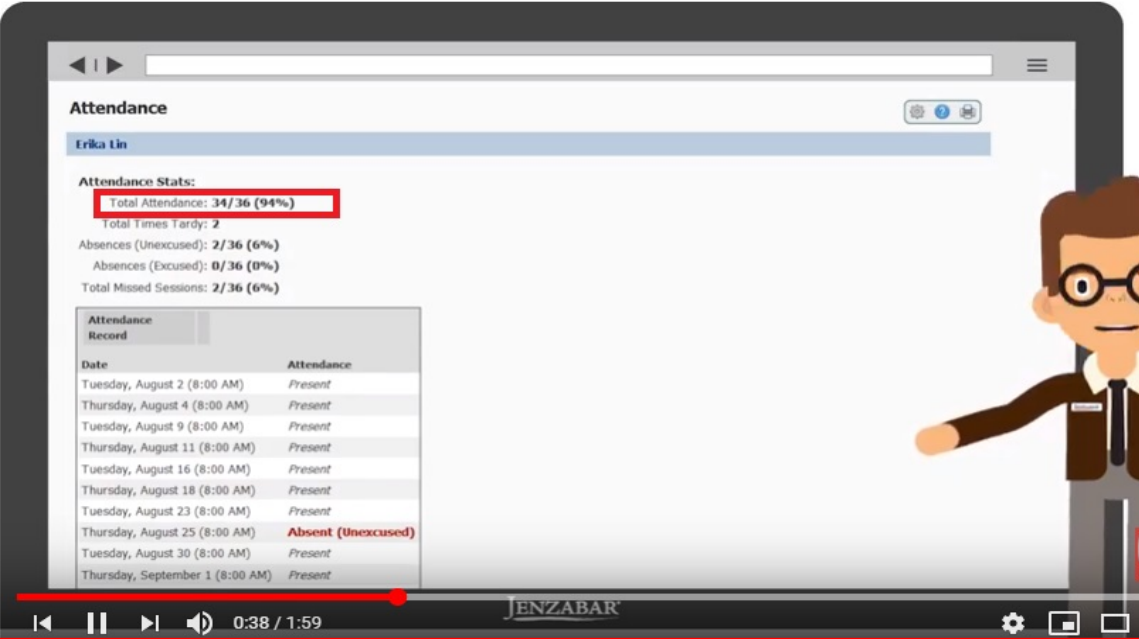
Attendance Tab

Wherever you are within the course select the attendance tab if you don't have that tab it means your professor has not given you access to your attendance record.



Sample Record

Erika has attended 34 of the 36 recorded sessions meaning she has attended a total of 94% of the course these only counts sessions where your professor has actually recorded attendance. You can see exactly which sessions you did not attend or for which you were tardy. Here, they are displayed in bold and red back at the top of the page you can also check out the total number of times you were tardy as well as your unexcused and excused absences.



The screenshot displays an attendance record for Erika Lin. The 'Attendance Stats' section shows a total attendance of 34/36 (94%), 2 total tardies, 2 unexcused absences (6%), 0 excused absences (0%), and 2 missed sessions (6%). The 'Attendance Record' table lists sessions from August 2 to September 1, with the session on August 25 marked as 'Absent (Unexcused)'. A cartoon character is visible on the right side of the screen.

Date	Attendance
Tuesday, August 2 (8:00 AM)	Present
Thursday, August 4 (8:00 AM)	Present
Tuesday, August 9 (8:00 AM)	Present
Thursday, August 11 (8:00 AM)	Present
Tuesday, August 16 (8:00 AM)	Present
Thursday, August 18 (8:00 AM)	Present
Tuesday, August 23 (8:00 AM)	Present
Thursday, August 25 (8:00 AM)	Absent (Unexcused)
Tuesday, August 30 (8:00 AM)	Present
Thursday, September 1 (8:00 AM)	Present