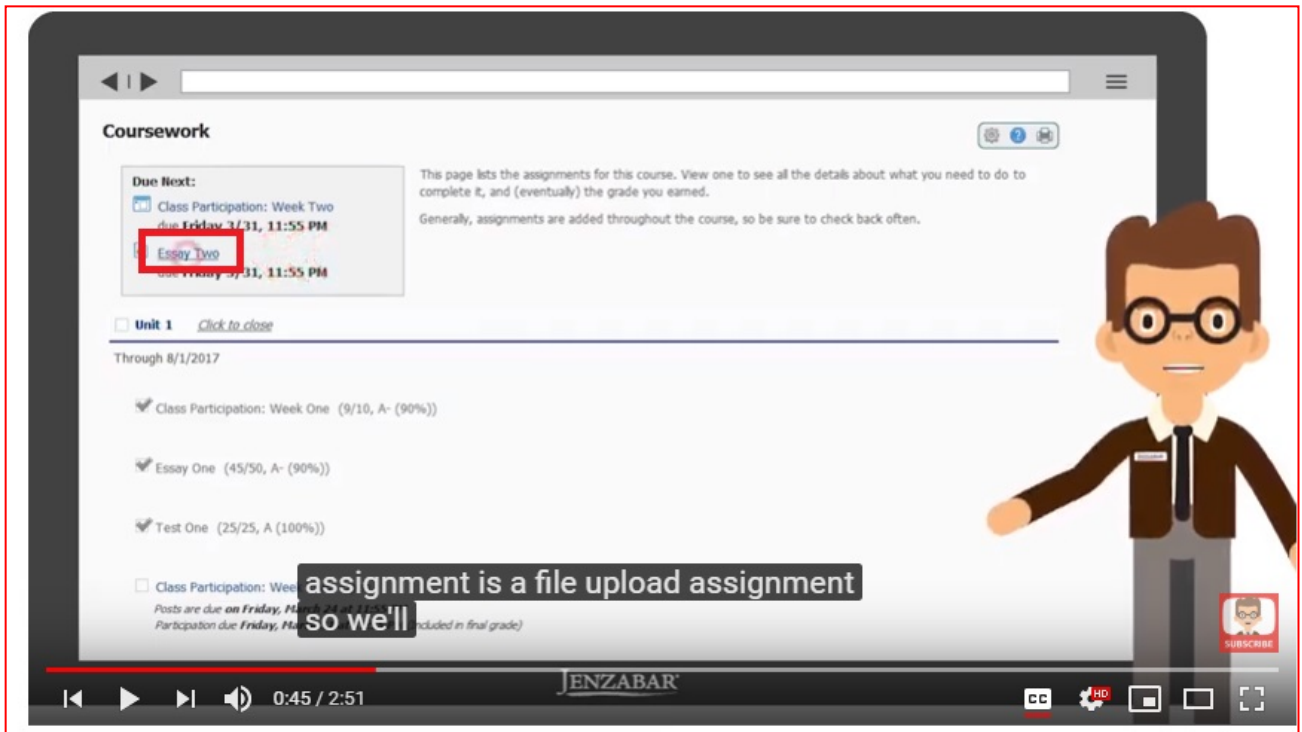


MyCC: File Upload Assignment

You will know where to find the assignment instructions as well as the location of the upload tool and successfully upload file for your professor to access it.



Coursework Page

You'll see a list of your assignments. Example SA-2' assignment is a file upload assignment so we'll select it once inside the assignment you can see information such as the due date grading criteria and instructions for this assignment. The professor wants us to write a one thousand word essay on "The Limitations of Modern Accounting Information Systems" so once your essay is written we can go ahead and click the upload link

JENZABAR UNIVERSITY

Welcome back Erika Lin | Personal Info | Logout

Home Course Handouts Campus Life CRM Candidate Staff Course Search Faculty Academics Admissions Student Alumni Parents more

You are here: Academics > Accounting > ACC > Accounting Information Systems > ACC 211 FA1 - Accounting Information Systems > Syllabus

ACC 211 FA1 - Accounting Information Systems

Course Syllabus

ACC 211 FA1 - Accounting Information Systems

Accounting Information Systems - ACC 211
Jenzabar University, Fall 2016

Professor
Ron Taylor
1309 Sonnor Hall

Office Hours
Tuesday, Thursday - 10:00am-noon

Course Objectives

Downloadable Version

Unit 1 [unit]
Accounting 211 FA1 - Accounting Information Systems (.pdf, 72K)
The downloadable version of this syllabus is for easier printing and viewing.

Go to Main Screen

Readings

Textbooks
Textbooks for Accounting Information Systems
Accounting Information Systems
Required

Go to Main Screen

so let's get to it wherever you are
within your course select

JENZABAR

0:35 / 2:51

Coursework

Due Next:

- Class Participation: Week Two due Friday 3/31, 11:55 PM
- Essay Two due Friday 3/31, 11:55 PM

Unit 1 Click to close

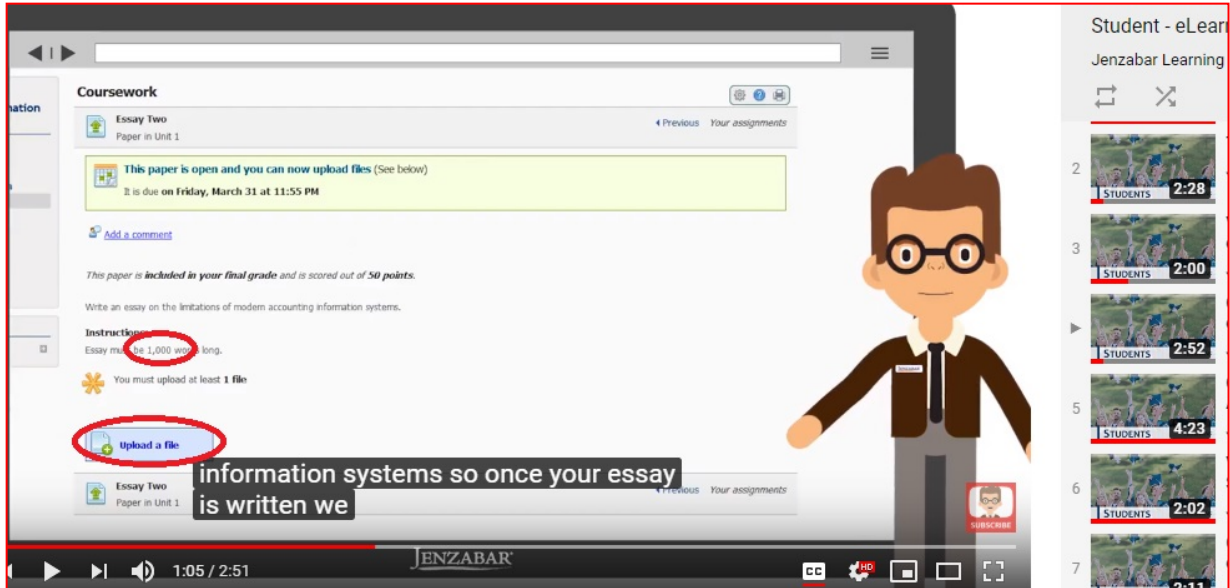
Through 8/1/2017

- Class Participation: Week One (9/10, A- (90%))
- Essay One (45/50, A- (90%))
- Test One (25/25, A (100%))
- Class Participation: Week Two (9/10, A- (90%))
Posts are due on Friday, March 31, 2017 at 11:55 PM
Participation due Friday, March 31, 2017 at 11:55 PM

assignments in this case the sa-2
assignment is a file upload

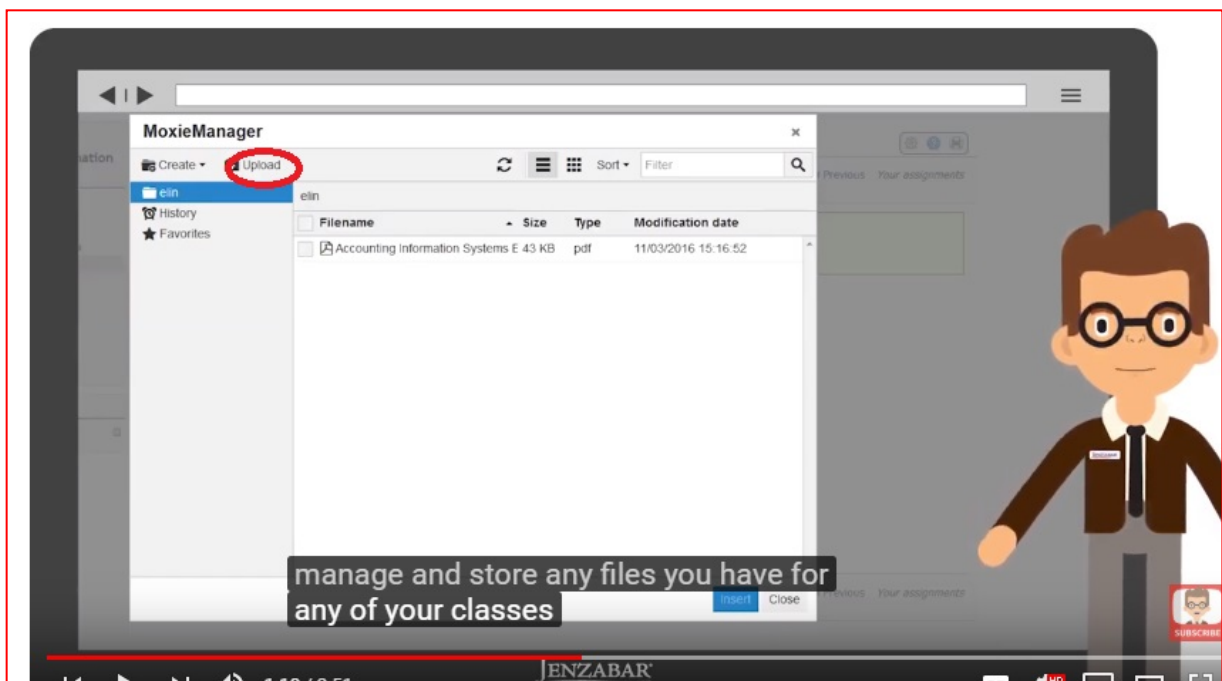
JENZABAR

0:44 / 2:51



Moxie Manager

A tool to manage and store any files you have for any of your classes. Student has to select the 'upload' button to navigate to wherever their essay is saved. Choose it and then click 'Open', you'll see that Moxie manager has uploaded your essay and included it in your folder. Rest assured, it will be included in the assignment. Select the checkbox by the file and click the 'Insert' button in this small pop-up window, a label and description for your file can be added. It allows you to include more information about each file so it's more easily located at a later time.



wherever you have saved your essay
choose

JENZABAR

1:26 / 2:51

CC HD

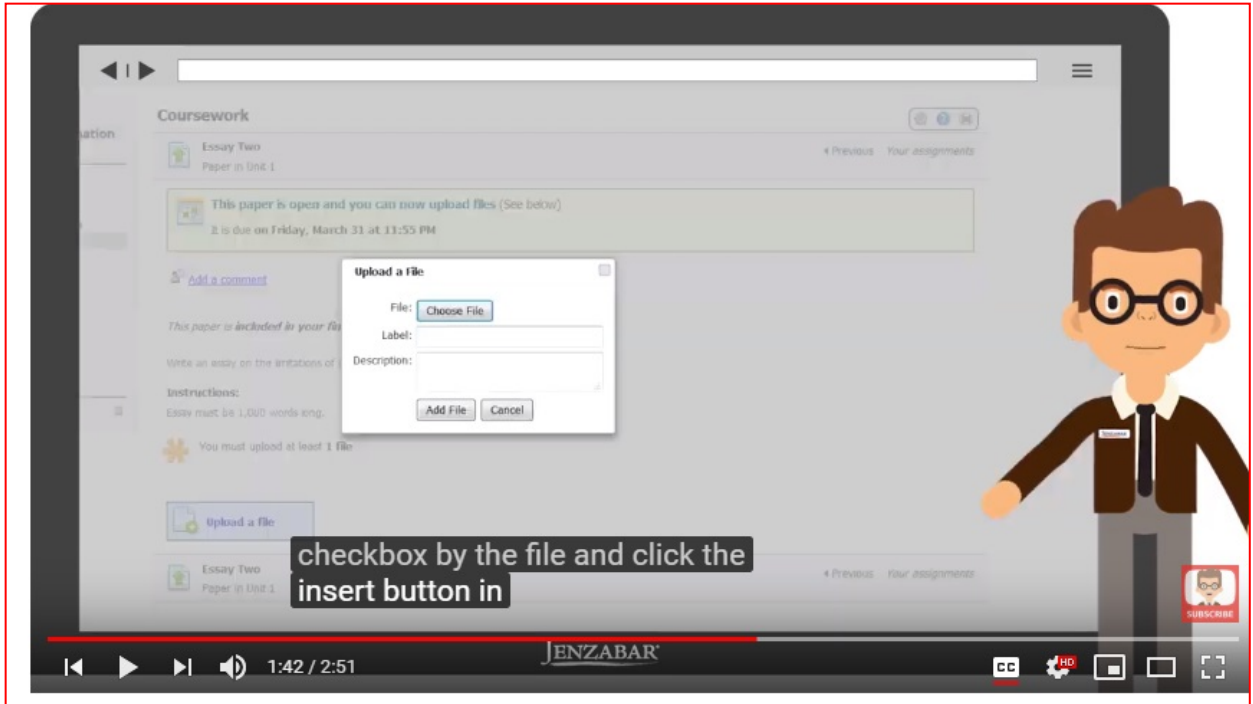
be included in the assignment select the
checkbox by the file and click

Filename	Size	Type	Modification date
<input checked="" type="checkbox"/> ACC 211 Essay2.docx	13 KB	docx	02/28/2017 13:37:30
<input type="checkbox"/> Accounting Information Systems E 43 KB	43 KB	pdf	11/03/2016 15:16:52

JENZABAR

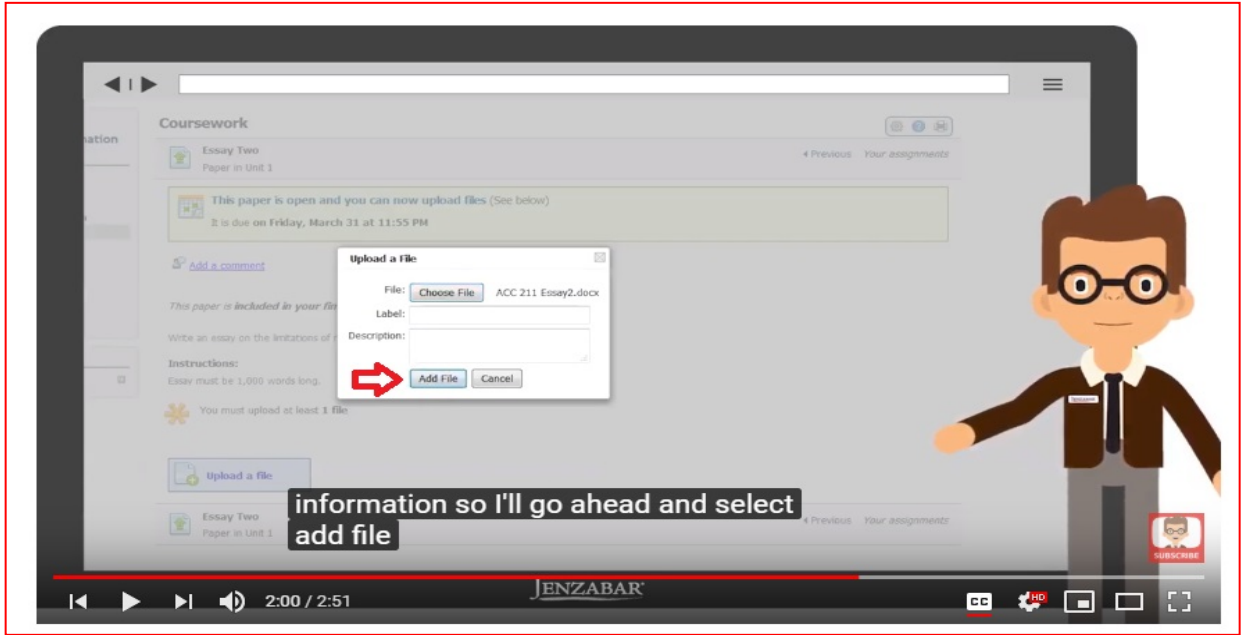
1:41 / 2:51

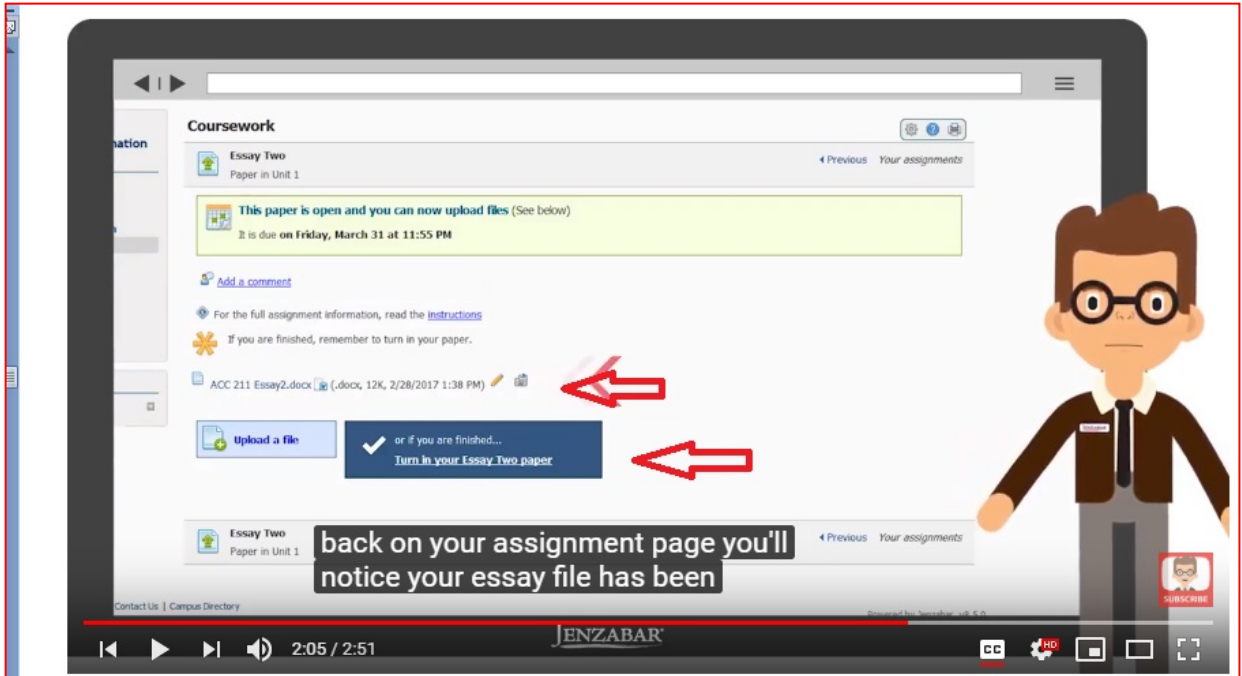
CC HD



Adding File to Assignment

Select 'Add' file back on your assignment page. You'll notice your essay file has been attached to finish this assignment. Select the link now and it's completed.





To Ensure Successful Upload

To view the document uploaded and make sure everything is done right, select the file and download it.

